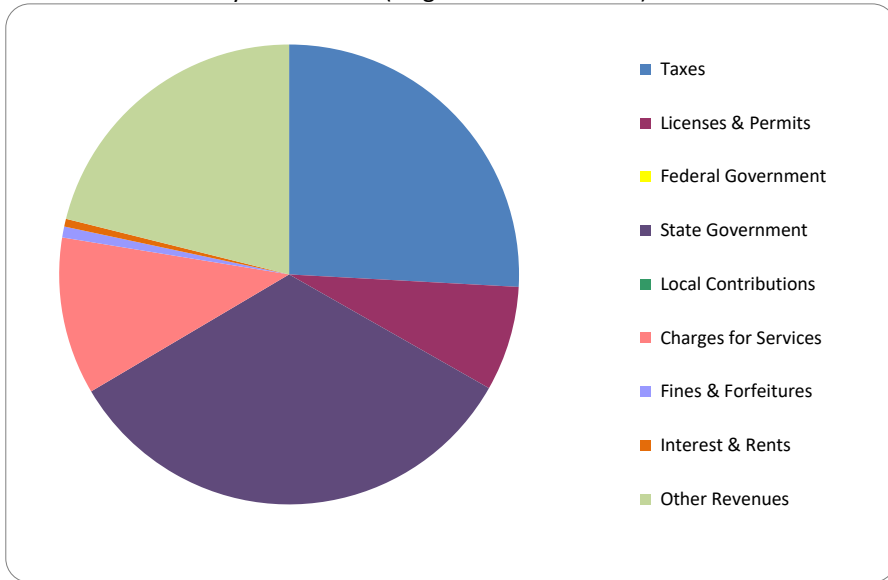


**CITIZEN'S GUIDE TO LOCAL UNIT FINANCES - LEONI TOWNSHIP (381070)**

**REVENUES**

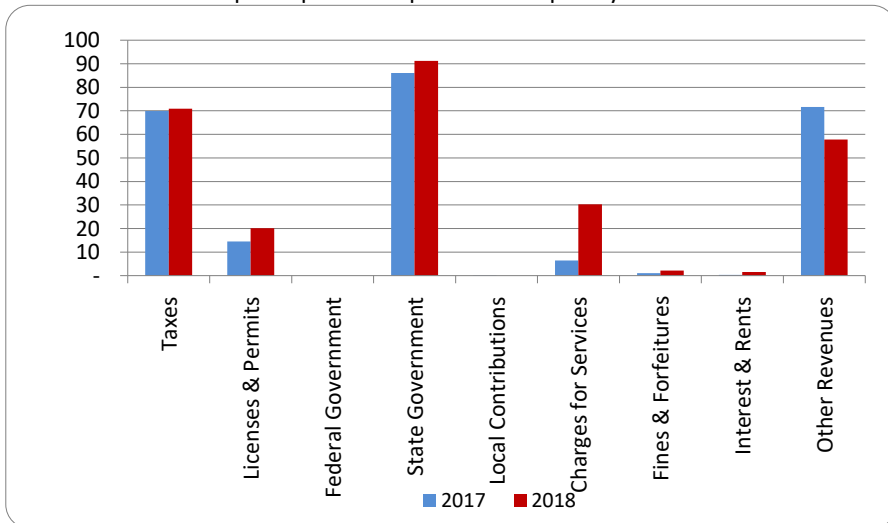
**1. Where our money comes from (all governmental funds)**



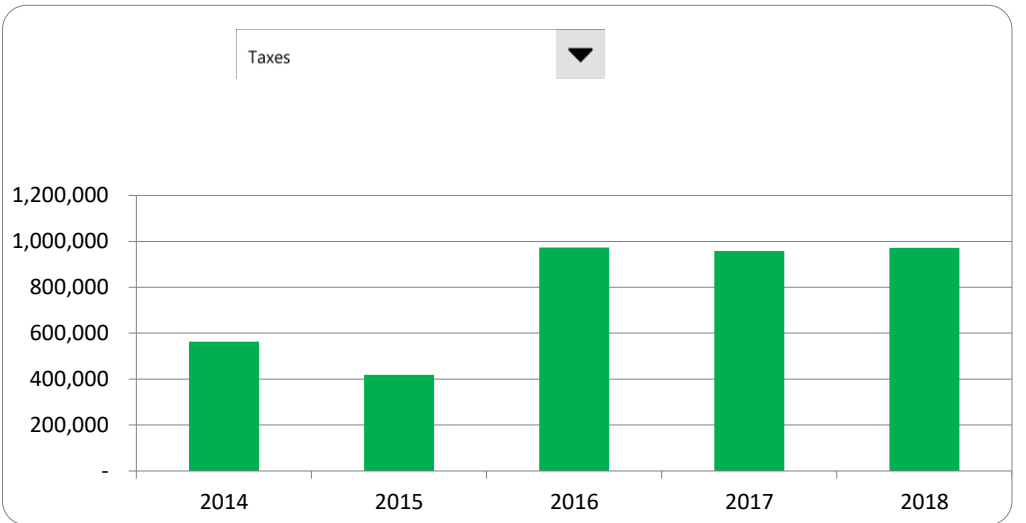
**2. Compared to the prior year**

	<u>2017</u>	<u>2018</u>	<u>% change</u>
Taxes	\$ 957,617	\$ 971,478	1.45%
Licenses & Permits	198,915	276,693	39.10%
Federal Government	-	-	N/A
State Government	1,178,041	1,249,748	6.09%
Local Contributions	510	-	-100.00%
Charges for Services	88,378	415,663	370.32%
Fines & Forfeitures	14,431	28,855	99.95%
Interest & Rents	4,453	20,595	362.50%
Other Revenues	981,795	792,781	-19.25%
<b>Total Revenues</b>	<b>\$ 3,424,140</b>	<b>\$ 3,755,813</b>	<b>9.69%</b>

**3. Revenue sources per capita - compared to the prior year**



**4. Historical trends of individual sources**



Commentary: 2016 was the first year of a new millage for Public Safety. This increased taxes for 2016. 2016 also contained a transfer from the General Fund to Public Safety Fund to purchase a new Fire Truck for \$605,108.